

Foundations of Bibliometric Writing: A Comprehensive Guide for Novice Researchers

by Scientia Account

Submission date: 28-Dec-2023 10:29AM (UTC+0800)

Submission ID: 2265202076

File name: 4._Naskah_4.doc (484K)

Word count: 4064

Character count: 25829

Foundations of Bibliometric Writing: A Comprehensive Guide for Novice Researchers

Suwandi S. Sangadji*

suwandi.s.sangadji-2022@feb.unair.ac.id, Faculty of Economic and Business, Universitas Airlangga, Indonesia

^{*)} coresponding author

Received: 2023-09-02

Revised: 2023-11-08

Accepted: 2023-12-30

ABSTRACT

In the rapidly evolving landscape of academic research, bibliometrics has emerged as a crucial tool for scholars and researchers, offering a quantitative approach to analyze bibliographic data. This comprehensive guide focuses on empowering novice researchers with a profound understanding of bibliometric writing, covering fundamental concepts, including statistical literature, citation patterns, and publication trends. The guide also explores the use of bibliometrics to identify collaborations, understand metrics like the h-index and impact factor, and enhance research visibility. Practical examples and case studies are provided to facilitate hands-on learning. The first part introduces basic concepts, while subsequent sections delve into publication trends, collaboration identification, and various bibliometric metrics. The guide concludes by emphasizing the transformative potential of bibliometrics, allowing researchers to surpass traditional boundaries, make informed decisions, and contribute meaningfully to their academic fields.

Keywords : bibliometrics; performance analysis; citation analysis; co-citation analysis; bibliographic coupling; co-word analysis; co-authorship analysis.

Copyright (c) 2023 Suwandi S. Sangadji



This work is licensed under a [Creative Commons Attribution-ShareAlike 4.0 International License](https://creativecommons.org/licenses/by-sa/4.0/).

INTRODUCTION

In this continuously evolving era, academic research is becoming increasingly complex, demanding academics and researchers to utilize effective tools in navigating the expanding ocean of knowledge. In this context, bibliometrics emerges as one of the tools gaining popularity, providing a quantitative analysis approach to bibliographic data (Ball, 2017; Hicks & Melkers, 2013). This tool empowers researchers to evaluate and measure the impact of scholarly publications, a crucial aspect in supporting the development of knowledge (Moral-Muñoz et al., 2020). With a growing awareness within the scholarly community about the significance of bibliometrics in shaping research strategies, especially for novice researchers, it is important for them to have a profound understanding of the fundamentals of bibliometric writing.

Bibliometric analysis, fundamentally, involves the examination of statistical literature, citation patterns, and publication trends (Ellegaard, 2018; Ellegaard & Wallin, 2015). By providing deep insights, this analysis enables researchers to comprehend the influence and significance of works, authors, and individual journals in a specific research field. Alongside the exponentially increasing volume of scholarly publications, bibliometrics transforms into a highly useful compass. This compass assists

researchers in identifying influential works, potential collaborations, and emerging trends. In this context, this comprehensive guide is crafted to delve into the intricacies of bibliometric writing, especially for novice researchers. This document not only presents information but also offers a roadmap to guide them through the labyrinth of citation metrics, h-index, impact factors, and various other bibliometric aspects.

The guide provides a comprehensive overview of how novice researchers can understand and harness the power of bibliometrics to enhance the visibility of their work. With a strong understanding of this tool, researchers can make informed decisions regarding the direction of their research. Furthermore, researchers can contribute meaningfully to their academic field. The first part of this guide focuses on the basic concepts of bibliometrics, explaining the definition and primary goals of this analysis. In-depth explanations are provided on how statistical literature can be interpreted to evaluate the quality of a work or research. Additionally, the guide presents detailed information on citation patterns and how this can serve as an indicator of a work's significance. The subsequent sections of the guide thoroughly discuss publication trends, including changes in research focus, methods used, and theoretical developments in a field of study. Novice researchers will gain deep insights into how to identify these trends and integrate this understanding into their own research framework.

The guide also emphasizes the use of bibliometrics as a tool to identify potential collaborations. By understanding the network of influence among researchers, academics can build valuable connections for collaborative projects. This section provides concrete examples of how researchers can use bibliometrics to find peers with similar research interests. Furthermore, the guide delves into various bibliometric metrics, including the h-index and impact factor. Comprehensive explanations are given on how to interpret each metric and how researchers can use this information to enhance their academic profile.

This guide not only imparts theoretical knowledge but also provides case studies and examples to offer practical understanding. Novice researchers will be guided through practical steps in conducting bibliometric analysis, from selecting data sources to interpreting results. By understanding and harnessing the power of bibliometrics, researchers can surpass conventional boundaries in academic research, increase the visibility of their work, make informed decisions about the direction of their research, and ultimately, contribute meaningfully to their academic field. With this comprehensive guide, novice researchers can develop their bibliometric skills and become agents of change with a positive impact on the academic world.

DEFINITION AND HISTORY OF BIBLIOMETRIC ANALYSIS

Bibliometric analysis is a research method aimed at measuring, analyzing, and understanding scientific literature in a field of knowledge through the quantification of citation patterns and the distribution of publications (Andrés, 2009; Choudhri et al., 2015; De Bellis, 2009; Trinidad et al., 2021). This term originates from the word

"biblio," meaning books, and "metric," meaning measurement. Thus, bibliometric analysis involves the use of statistics and mathematical methods to comprehend the structure, trends, and impact of a collection of scientific literature. The history of bibliometric analysis can be traced back to the mid-20th century when Eugene Garfield, an information scientist and founder of the Institute for Scientific Information (ISI), introduced the concept of citation indices and journal impact factors (Garfield, 1964). Garfield recognized that tracking how an article is cited can provide valuable information about the impact and relevance of scientific literature. In 1955, Garfield introduced the Science Citation Index (SCI), which laid the foundation for the development of modern bibliometric analysis (Garfield, 1955).

One crucial concept in bibliometric analysis is the "h-index," introduced by Hirsch, (2005). The h-index measures the productivity and impact of a researcher based on the number of their scholarly works and the citations they receive. Since then, the h-index has become a widely used measure in assessing the productivity and reputation of a scientist. In the digital era, the development of information and communication technology has allowed bibliometric analysis to advance rapidly. Online scientific databases such as Google Scholar, Scopus, and Web of Science provide easy access to citation information, enabling researchers to conduct bibliometric analysis quickly and efficiently. This opens up new opportunities to identify research trends, scientific collaborations, and knowledge networks worldwide.

Bibliometric analysis methods encompass several techniques, including citation analysis, citation mapping, co-citation analysis, and bibliographic coupling analysis. Citation analysis involves counting the number and patterns of citations in a scholarly work, while citation mapping visualizes the relationships between various scholarly works based on their citation patterns. Co-citation analysis focuses on identifying relationships between two or more scholarly works frequently cited together, while bibliographic coupling analysis identifies patterns of similarity among the bibliographies of scholarly works. The main advantage of bibliometric analysis is providing deep insights into the development and dynamics of a field of knowledge. Researchers can use bibliometric analysis to identify research trends, measure the impact of scholarly works, and evaluate the productivity of researchers or institutions. Additionally, bibliometric analysis can be used to support decision-making in research planning, policy development, and resource allocation.

Despite its numerous advantages, bibliometric analysis also faces some criticisms. Some researchers highlight that a focus on citation quantity alone may not reflect the true quality of a scholarly work. Moreover, there are concerns that an emphasis on journal impact factors may encourage unhealthy writing practices, such as writing articles solely for the purpose of gaining citations. In its development, bibliometric analysis continues to evolve with technological advancements and changes in research practices. The application of artificial intelligence and big data analysis can provide new dimensions in understanding and interpreting bibliometric data. Over time, bibliometric analysis will continue to be a highly valuable tool in understanding and measuring the dynamics of global scientific research. Over time, bibliometric analysis

will continue to be a highly valuable tool in understanding and measuring the dynamics of global scientific research. Additionally, it should be noted that bibliometric analysis or bibliometric review is distinct from other types of literature review, as seen in the following table.

Table 1. The Differences in Bibliometric with Other Types of Literature Reviews

Aspect	Bibliometric Analysis	Meta-analysis	Systematic Literature Review
Objective	Understanding trends in research and publications in a field	Synthesizing findings from relevant studies	Investigating the overall literature to address specific research questions
When to Use	When analyzing the impact or trends in research	When wanting to combine results of similar studies	When wanting to comprehensively and systematically investigate a topic
When Not to Use	If the goal is to gain in-depth understanding of a topic	If required data is unavailable or heterogeneous	If the research goal is more experimental or focuses on new findings
Scope	Focus on quantitative analysis related to scholarly publications	Synthesis of results from experimental or observational studies	Investigation of literature from various sources to detail a specific topic
Data Set	Bibliometric data such as number of publications, citations, or researcher collaborations	Data from individual research studies relevant to the topic	Entire literature relevant to the research questions
Analysis	Descriptive statistics and visualization of bibliometric data	Combination and statistical analysis of research study results	Evaluation and synthesis of literature relevant to research questions

BIBLIOMETRIC ANALYSIS TECHNIQUE

¹³ The technique of bibliometric analysis divides itself into two main categories: performance analysis and science mapping. The primary focus of performance analysis is to assess the contributions of research constituents in a field, providing in-depth insights into the impact and relevance of scholarly work. Meanwhile, science mapping aims to explore and understand the relationships among research constituents, forming a map of interconnections between topics and scholarly areas. By leveraging these techniques, researchers can track trends, identify potential collaborations, and measure the significance of contributions in the development of knowledge. Bibliometric analysis provides a solid methodological foundation for extracting valuable information from scholarly literature, supporting strategic decision-making in research development, and strengthening understanding of complex dynamics within a

discipline. Overall, the application of these techniques not only enhances our understanding of the scientific structure but also supports the development of quality and sustainable knowledge.

Performance Analysis

Performance analysis is an assessment that evaluates the contributions of research constituents to a specific field of study (Cobo et al., 2011; Ramos-Rodríguez & Ruíz-Navarro, 2004). This approach is descriptive, involving key elements in research such as authors, institutions, countries, and journals. Performance parameters include aspects such as the number of publications, citations per year, and other indicators like the H-index. Despite being descriptive, this analysis acknowledges the importance of diverse elements in a research domain.

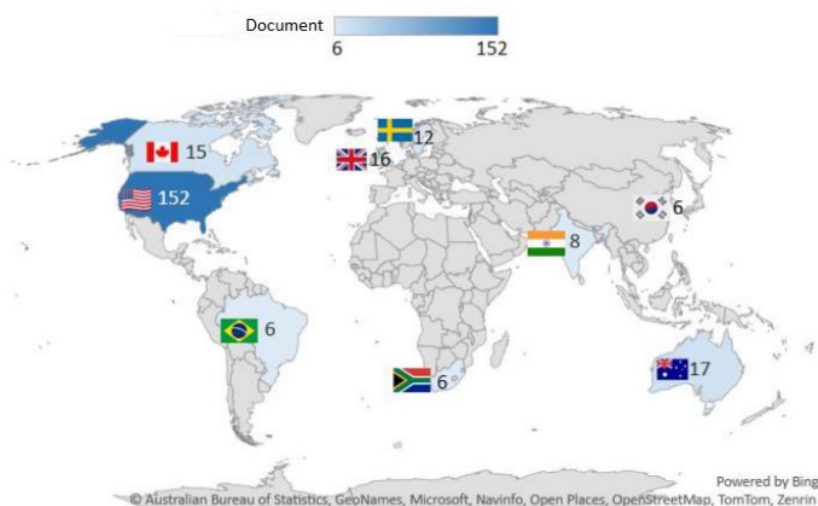


Figure 1. An Example of Performance Analysis in Bibliometric Analysis.

Note: Distribution of 10 countries highly productive in researching workplace sexual discrimination.
Source. (Sangadji et al., 2023)

As an example, Figure 1 illustrates relevant aspects for performance analysis. This step aids in providing a deeper understanding of individual, institutional, and regional contributions in the development of a research field. By adopting this approach, performance analysis not only offers a detailed overview but also comprehends the diversity that enriches scientific progress. Overall, this descriptive approach provides a solid foundation for understanding the dynamics and impact of research in a broader context.

Scientific Mapping

Scientific mapping is a study that focuses on the relationships between research, as detailed by Baker et al. (2021), Cobo et al. (2011), and Ramos-Rodríguez &

Ruiz-Navarro, (2004). In this context, scientific mapping techniques involve citation analysis, co-citation analysis, bibliographic coupling, co-word analysis, and co-authorship analysis. The combination of these methods, especially when applied concurrently with network analysis, proves its utility in uncovering the structure and intellectual environment of a bibliometric field. Citation analysis is used to identify relationships between articles, while co-citation analysis deepens understanding of emerging citation patterns. Bibliographic coupling highlights similarities between references used in various studies. Co-word analysis and co-authorship analysis assist in tracking and identifying collaboration patterns and information presentation in a knowledge field. Thus, scientific mapping provides profound insights into the structure and dynamics of a bibliometric research field.

Scientific mapping essentially involves several analytical approaches, such as Citation Analysis, Co-citation Analysis, Bibliographic Coupling, Co-word Analysis, and Co-authorship Analysis. Each of these methods provides different insights into exploring the interconnections and patterns of relationships among scientific publications.

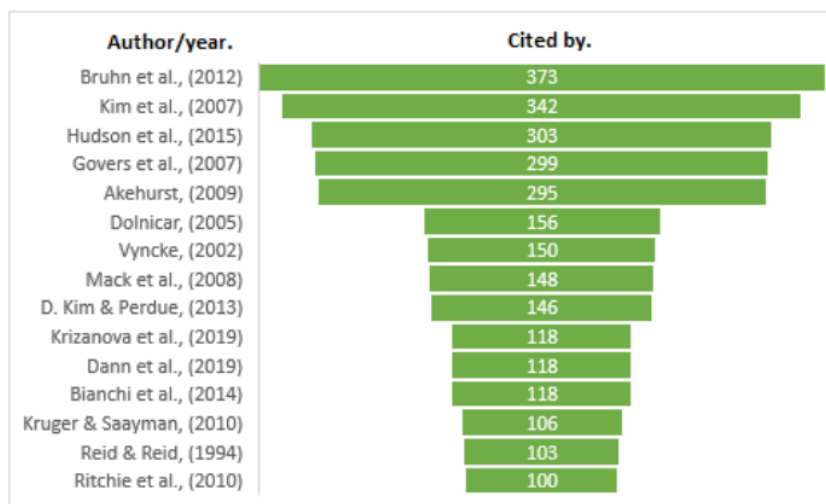


Figure 2. Example of Citation Analysis in Bibliometrics

Note: The figure represents the conversion of Table 7. Most-cited 15 articles, ranked from most to least in the article titled "Exploring the Research Landscape of Marketing Communication in Tourism: A Bibliometric Analysis."

Source: (Simabur et al., 2023)

In the context of bibliometric analysis, citation analysis becomes a crucial element involving the understanding and application of intellectual connections among publications based on their citations. This analysis creates an intellectual network that illustrates the relationships between scholarly works and provides insights into the knowledge structure within a research field. By mapping citations, researchers can identify the influence exerted by one work on others, forming a network of ideas and

concepts. This not only provides an understanding of the evolution of research trends but also enables the recognition of key figures or concepts dominating the field. Thus, citation analysis not only maps the history of research development but also helps uncover the dynamics and intellectual structure underlying the research field, supporting better informational decision-making in the development of knowledge and science.

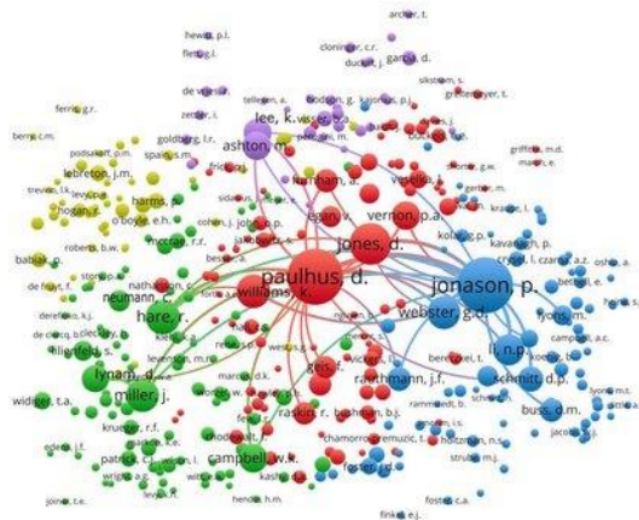


Figure 3. Example of Co-Citation Analysis in Bibliometrics

Note. This figure can be found in the article titled "Trends in research related to the Dark Triad: A bibliometric analysis," illustrating the Map of co-citation analysis of authors.

Source. (Dinić & Jevremov, 2021)

In the context of bibliometric analysis, co-citation analysis serves as a crucial tool to explore the assumption that frequently cited publications tend to share similar themes or concepts. This method enables researchers to map relationships among publications by examining how often they are cited together. The underlying principle behind co-citation analysis is that publications frequently cited together may contribute to a specific theme or topic within a research field. By understanding co-citation patterns, researchers can identify research clusters or specific directions of development in a discipline. This analysis also provides insights into the "intellectual gifts" in a research field, where concepts or ideas that are frequently cited may be considered significant contributions to scientific progress. Therefore, co-citation analysis becomes a vital instrument in assisting researchers in forming a better understanding of trends and dynamics in academic literature, aiding in guiding further development and identifying valuable contributions in a particular field of study.

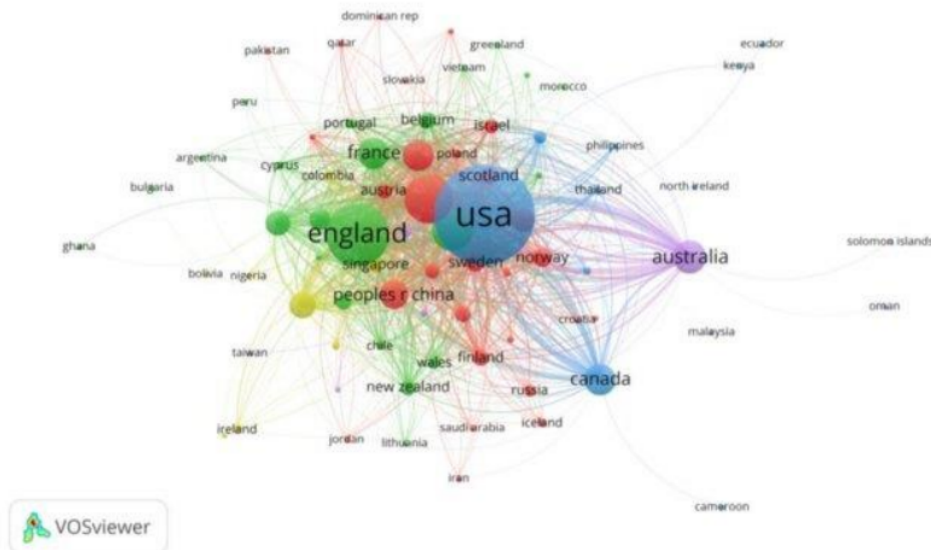


Figure 4. Example of Bibliographic Coupling in bibliometric analysis

Note. This figure can be found in the [article](#) titled "A Bibliometric Analysis and Review of Nudge Research Using VOSviewer," illustrating the [bibliographic coupling network visualization of countries](#).

Source. (Jia & Mustafa, 2023)

¹² Bibliographic coupling in the context of bibliometric analysis has the primary goal of depicting and mapping relationships between publications that share common references. This method involves the identification and analysis of shared references among various articles or scholarly works, forming thematic groups that represent the interconnectedness of specific concepts or topics. By analyzing bibliographic coupling patterns, researchers can identify trends in collaboration, developments, and interconnections among research in a particular field of knowledge. Moreover, the focus of bibliographic coupling analysis is also directed towards enhancing the visibility of recent publications, which not only supports the exchange of ideas but also enriches understanding of the latest developments in a discipline. Therefore, bibliographic coupling is not just a bibliometric analysis technique but also an effective tool to help researchers comprehend the research framework and dynamics of development within a scientific domain.

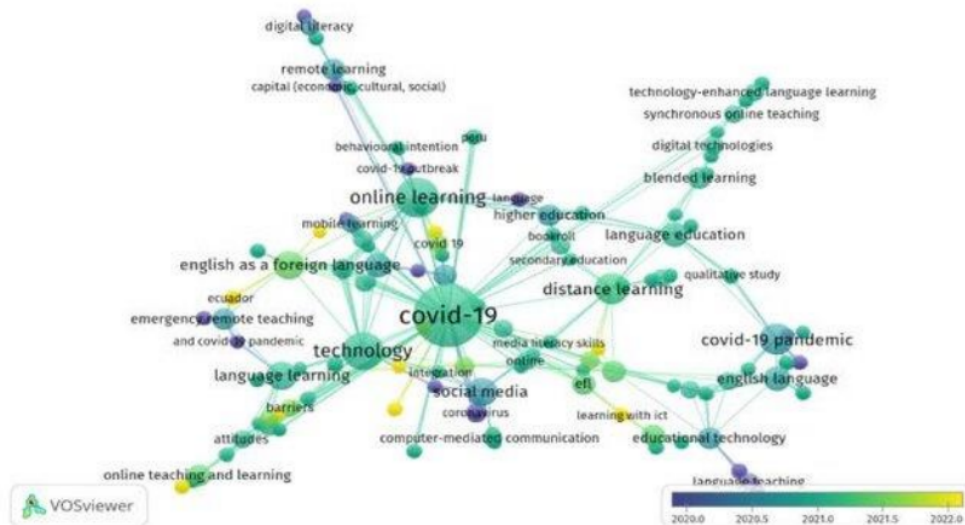


Figure 5. Example of Co-word Analysis in bibliometric analysis

Note: This figure can be found in the article titled "A Bibliometric Analysis of Technology-Based Foreign Language Learning during the COVID-19 Pandemic; Direction for Indonesia Language Learning," illustrating the overlay visualization of co-word analysis.

Source. (Fuad et al., 2022)

In the context of bibliometric analysis, co-word analysis employs words as the unit of analysis to explore thematic relationships among scholarly publications. This method involves the identification and mapping of words frequently appearing together in a set of literature, creating a network of thematic relationships that can provide profound insights into trends and research focuses in that particular field. This process enables researchers to depict the intellectual structure of a discipline or research topic by identifying frequently associated keywords. Thus, co-word analysis becomes a crucial tool in understanding the evolution of concepts and the development of knowledge in an academic domain. Conclusions drawn from this analysis can contribute significantly to the development of research strategies, the selection of research topics, and the determination of the future scientific direction. By leveraging co-word data, researchers can attain a more comprehensive understanding of research dynamics in a particular field.

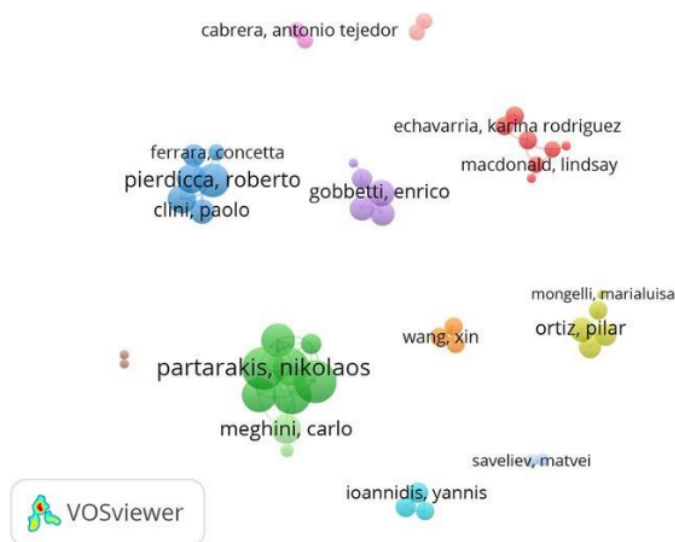


Figure 6. Example of Co-authorship Analysis in bibliometric analysis

Note. This figure can be found in the article titled "A bibliometric analysis of cultural heritage research in the humanities: The Web of Science as a tool of knowledge management," illustrating Co-authorship analysis at the author level.

Source. (Vlase & Lähdesmäki, 2023)

²² Co-authorship analysis in the context of bibliometric analysis has the primary goal of investigating interactions among authors through collaborative writing. In this analysis, the focus is given to the identification and understanding of formal collaboration among authors reflected in joint scholarly works. As a method for measuring the impact and collaborative networks in a research field, co-authorship analysis helps depict the existing scientific collaboration structure. Therefore, this analysis not only maps patterns of collaborative writing but also creates a picture of collaboration networks that can shape the development of research and innovation in a discipline. Understanding formal relationships among authors can provide valuable insights into collaborative dynamics within the scholarly community, promote understanding of collaborative trends and developments, and foster more effective synergy among researchers in specific research areas. Thus, co-authorship analysis in bibliometric analysis not only examines patterns of collaborative writing but also reveals essential collaboration network structures necessary for understanding the dynamics and progress of research.

² Techniques in bibliometric analysis play a crucial role in depicting the structure and dynamics of a research field. By applying bibliometric methods, researchers can identify trends, research focuses, and collaboration networks among researchers. This analysis provides in-depth understanding of how a field is evolving, analyzes the impact of specific works, and traces the most influential literature sources. The results

of this bibliometric analysis provide a solid foundation for further research development, helping researchers determine potential directions for further exploration. Moreover, insights gained from bibliometric analysis can serve as a basis for future collaborations, enabling researchers to identify potential partners with aligned interests and contributions. Thus, bibliometric analysis is not just a descriptive tool but also serves as a catalyst for the development of knowledge and collaboration in the research world.

CONCLUSIONS

The comprehensive nature of this article culminates in a conclusion that encapsulates the key points discussed. As we draw this exploration of bibliometric analysis to a close, it is crucial to underscore the significance of this tool, especially for novice researchers. The preceding discussion has illuminated the multifaceted aspects of bibliometrics, emphasizing its utility in unraveling trends, evaluating scholarly impact, and providing valuable insights into the dynamics of academic research. For fledgling researchers, a poignant reminder surfaces - the journey of honing one's understanding of bibliometrics is an ongoing process. The intricacies embedded within this analytical approach demand a continuous commitment to refining one's skills and staying attuned to the evolving landscape of bibliometric methodologies. This journey is not merely a technical pursuit but a cognitive voyage, urging researchers to navigate through the labyrinth of data with acumen and sagacity.

Aspiring researchers are encouraged to wield bibliometric tools judiciously in their research endeavors. The application of bibliometric analysis goes beyond a perfunctory inclusion in scholarly pursuits; it is a strategic deployment that has the potential to elevate the quality of research outcomes. The adept use of bibliometric insights can serve as a compass, guiding researchers through the vast expanse of academic literature and helping them discern patterns, identify knowledge gaps, and contribute meaningfully to their respective fields. The awareness and mastery of bibliometric tools are anticipated to act as catalysts, unlocking doors to higher-quality research and fostering substantial impacts within the ever-evolving academic realm. Beyond the numerical metrics lies a profound understanding of the scholarly landscape, allowing researchers to position their work strategically, engage with current conversations, and establish connections with the broader academic community.

In the contemporary academic milieu, where the pursuit of knowledge is both dynamic and competitive, bibliometrics emerges as a beacon guiding researchers toward informed decision-making. The symbiotic relationship between researchers and bibliometric analyses creates a synergy that transcends the conventional boundaries of research methodologies. This synergy propels the scholarly community forward, fostering an environment where research is not only rigorous but also responsive to the changing currents of academia. In conclusion, the mastery of bibliometric analysis is not just a technical skill but a cognitive asset. It empowers researchers to navigate the scholarly landscape with precision, contributing meaningfully to the ever-evolving

tapestry of knowledge. As novice researchers embark on their academic quests, the judicious integration of bibliometric tools is not merely a recommendation but a strategic imperative, promising a trajectory towards research excellence and a lasting impact in the dynamic world of academia.

REFERENCES

- Andrés, A. (2009). *Measuring academic research: How to undertake a bibliometric study*. Elsevier.
- Baker, H. K., Kumar, S., & Pandey, N. (2021). Thirty years of Small Business Economics: A bibliometric overview. *Small Business Economics*, 56, 487–517.
- Ball, R. (2017). *An introduction to bibliometrics: New development and trends*. Chandos Publishing.
- Choudhri, A. F., Siddiqui, A., Khan, N. R., & Cohen, H. L. (2015). Understanding bibliometric parameters and analysis. *Radiographics*, 35(3), 736–746.
- Cobo, M. J., López-Herrera, A. G., Herrera-Viedma, E., & Herrera, F. (2011). Science mapping software tools: Review, analysis, and cooperative study among tools. *Journal of the American Society for Information Science and Technology*, 62(7), 1382–1402.
- De Bellis, N. (2009). *Bibliometrics and citation analysis: from the science citation index to cybermetrics*. scarecrow press.
- Dinić, B. M., & Jevremov, T. (2021). Trends in research related to the Dark Triad: A bibliometric analysis. *Current Psychology*, 40(7), 3206–3215. <https://doi.org/10.1007/s12144-019-00250-9>
- Ellegaard, O. (2018). The application of bibliometric analysis: disciplinary and user aspects. *Scientometrics*, 116(1), 181–202.
- Ellegaard, O., & Wallin, J. A. (2015). The bibliometric analysis of scholarly production: How great is the impact? *Scientometrics*, 105, 1809–1831.
- Fuad, M., Suyanto, E., & Muhammad, U. A. (2022). A Bibliometric Analysis of Technology-Based Foreign Language Learning during the COVID-19 Pandemic: Direction for Indonesia Language Learning. *International Journal of Information and Education Technology*, 12(10), 983–995. <https://doi.org/10.18178/ijiet.2022.12.10.1710>
- Garfield, E. (1955). Citation indexes for science: A new dimension in documentation through association of ideas. *Science*, 122(3159), 108–111.
- Garfield, E. (1964). “ Science Citation Index”—A New Dimension in Indexing: This unique approach underlies versatile bibliographic systems for communicating and evaluating information. *Science*, 144(3619), 649–654.
- Hicks, D., & Melkers, J. (2013). Bibliometrics as a tool for research evaluation. *Handbook on the Theory and Practice of Program Evaluation*, 323–349.
- Hirsch, J. E. (2005). An index to quantify an individual’s scientific research output.

- Proceedings of the National Academy of Sciences, 102(46), 16569–16572.
- Jia, C., & Mustafa, H. (2023). A Bibliometric Analysis and Review of Nudge Research Using VOSviewer. In Behavioral Sciences (Vol. 13, Issue 1). <https://doi.org/10.3390/bs13010019>
- Moral-Muñoz, J. A., Herrera-Viedma, E., Santisteban-Espejo, A., & Cobo, M. J. (2020). Software tools for conducting bibliometric analysis in science: An up-to-date review. *Profesional de La Información*, 29(1).
- Ramos-Rodríguez, A., & Ruíz-Navarro, J. (2004). Changes in the intellectual structure of strategic management research: A bibliometric study of the Strategic Management Journal, 1980–2000. *Strategic Management Journal*, 25(10), 981–1004.
- Sangadji, S. S., Hakim, H., & Rachman, S. (2023). Mapping the landscape of research on workplace sexual discrimination: A bibliometric analysis. *Gender Equality: International Journal of Child and Gender Studies*, 9(2), 153-170.
- Simabur, L. A., Sangadji, S. S., Rahman, A., & Koja, N. A. A. (2023). Exploring the Research Landscape of Marketing Communication in Tourism: A Bibliometric Analysis.
- Trinidad, M., Ruiz, M., & Calderon, A. (2021). A bibliometric analysis of gamification research. *IEEE Access*, 9, 46505–46544.
- Vlase, I., & Lähdesmäki, T. (2023). A bibliometric analysis of cultural heritage research in the humanities: The Web of Science as a tool of knowledge management. *Humanities and Social Sciences Communications*, 10(1), 84. <https://doi.org/10.1057/s41599-023-01582-5>

Foundations of Bibliometric Writing: A Comprehensive Guide for Novice Researchers

ORIGINALITY REPORT

9%

SIMILARITY INDEX

6%

INTERNET SOURCES

7%

PUBLICATIONS

3%

STUDENT PAPERS

PRIMARY SOURCES

1	www.mdpi.com Internet Source	1%
2	"Handbook Bibliometrics", Walter de Gruyter GmbH, 2021 Publication	1%
3	Seung Ho Woo, Min Soo Choi, Vincent G. Duffy. "Chapter 30 Artificial Intelligence and Transportations on Road Safety: A Bibliometric Review", Springer Science and Business Media LLC, 2023 Publication	1%
4	ijritcc.org Internet Source	1%
5	link.springer.com Internet Source	<1%
6	Shahab Saquib Sohail, Ziya Javed, Mohammad Nadeem, Faisal Anwer, Faiza Farhat, Amir Hussain, Yassine Himeur, Dag Øivind Madsen. "Multi-criteria decision making-based waste	<1%

management: A bibliometric analysis",
Heliyon, 2023

Publication

7	Submitted to Universidad de Sevilla Student Paper	<1 %
8	Jie Li. "Citation Analysis: Comparison of Web of Science®, Scopus™, SciFinder®, and Google Scholar", Journal of Electronic Resources in Medical Libraries, 07/2010 Publication	<1 %
9	acikerisim.mu.edu.tr:8080 Internet Source	<1 %
10	dev.journal.ugm.ac.id Internet Source	<1 %
11	Amit Kumar Singh, Yifang Zhang, Anu. "Understanding the Evolution of Environment, Social and Governance Research: Novel Implications From Bibliometric and Network Analysis", Evaluation Review, 2022 Publication	<1 %
12	Chenjin Jia, Hasrina Mustafa. "A Bibliometric Analysis and Review of Nudge Research Using VOSviewer", Behavioral Sciences, 2022 Publication	<1 %
13	Submitted to Kasetsart University Student Paper	<1 %

14

giapjournals.com

Internet Source

<1 %

15

Debmalya Mukherjee, Weng Marc Lim, Satish Kumar, Naveen Donthu. "Guidelines for advancing theory and practice through bibliometric research", *Journal of Business Research*, 2022

Publication

<1 %

16

Lisda Ariani Simabur, Suwandi S. Sangadji, Abd. Rahman, Nur Akbar A Koja. "Exploring the Research Landscape of Marketing Communication in Tourism: A Bibliometric Analysis", *Studies in Media and Communication*, 2023

Publication

<1 %

17

Submitted to Universität Liechtenstein

Student Paper

<1 %

18

cld.pt

Internet Source

<1 %

19

Bojana M. Dinić, Tanja Jevremov. "Trends in research related to the Dark Triad: A bibliometric analysis", *Current Psychology*, 2019

Publication

<1 %

20

Submitted to Università Carlo Cattaneo - LIUC

Student Paper

<1 %

21 Yan Miao, Ying Zhang, Lihong Yin. "Trends in hepatocellular carcinoma research from 2008 to 2017: a bibliometric analysis", PeerJ, 2018
Publication <1 %

22 journals.ums.ac.id
Internet Source <1 %

23 thejns.org
Internet Source <1 %

24 www.issi2013.org
Internet Source <1 %

25 Journal of Intellectual Capital, Volume 14, Issue 4 (2013-10-12)
Publication <1 %

26 Ionela Vlase, Tuuli Lähdesmäki. "A bibliometric analysis of cultural heritage research in the humanities: The Web of Science as a tool of knowledge management", Humanities and Social Sciences Communications, 2023
Publication <1 %

27 doaj.org
Internet Source <1 %

Exclude quotes On

Exclude matches Off

Exclude bibliography On